

Happy Winter, Pit Stop Family:


In an abundance of caution, we are providing all current Pit Stop subscribers with a detailed winterization email of the pool equipment bay. We learned in February 2021, that communication is compromised during a power outage, as internet and cell coverage are diminished, hence the proactiveness.

CAUTION – DO NOT COMPLETE THE STEPS DESCRIBED BELOW UNLESS temperatures are below 35 degrees, AND you experience an extended loss of power.

What do I do if I can't run my equipment because I have no power or because my equipment is frozen?

- **MOST IMPORTANT - Turn off the breakers to ALL pool equipment.**
- Remove all pump lids and GENTLY unscrew the thumb screw drain plugs on each pump. They are brittle when cold. By removing these plugs, you will drain out the water from the pump. Please take care to keep both the plugs and associated orings, as they are both required to seal the pump back up once power is restored.

- Jandy Pumps



- Pentair Pumps




- Hayward Pumps



- Open the air pressure relief valve on top of the filter.

- Jandy, Pentair, Hayward



- Unscrew the drain plug of the filter. There will be an oring with the plug that needs to be kept together.

- Jandy, Pentair, Hayward




- Sand filter drain plugs are located in the same vicinity as those show above.
- GENTLY unscrew the drain plug on the heater manifold. The heater is the most expensive piece of equipment in the bay. It is advised to also wrap the manifold with towels/blankets AND cover the heater, especially the lower portion of the heater where the heat exchanger is located.


- Heat Exchanger



- Jandy JXI400 Heater and Manifold




- Pentair MasterTemp Heater and Manifold



- Hayward FD Series Heater



- Turn off the gas supply to the pool heater



- Wrap all valves (e.g., 3-way, 2-way, check), chlorinator (unscrew lids), salt cells, and UV light canisters



In the event of damage, we will assist you with any home insurance letters you may need, should you need/want to make a claim to replace/repair equipment. Cody is a certified pool operator, certified pool inspector, and maintains an active Residential Appliance Installer License (RAIL) with the State of Texas and Harris County. These certifications and license give credence to any claim you may have, as your pool and equipment have been professionally maintained by selecting Pit Stop Pool Service as your pool service provider.